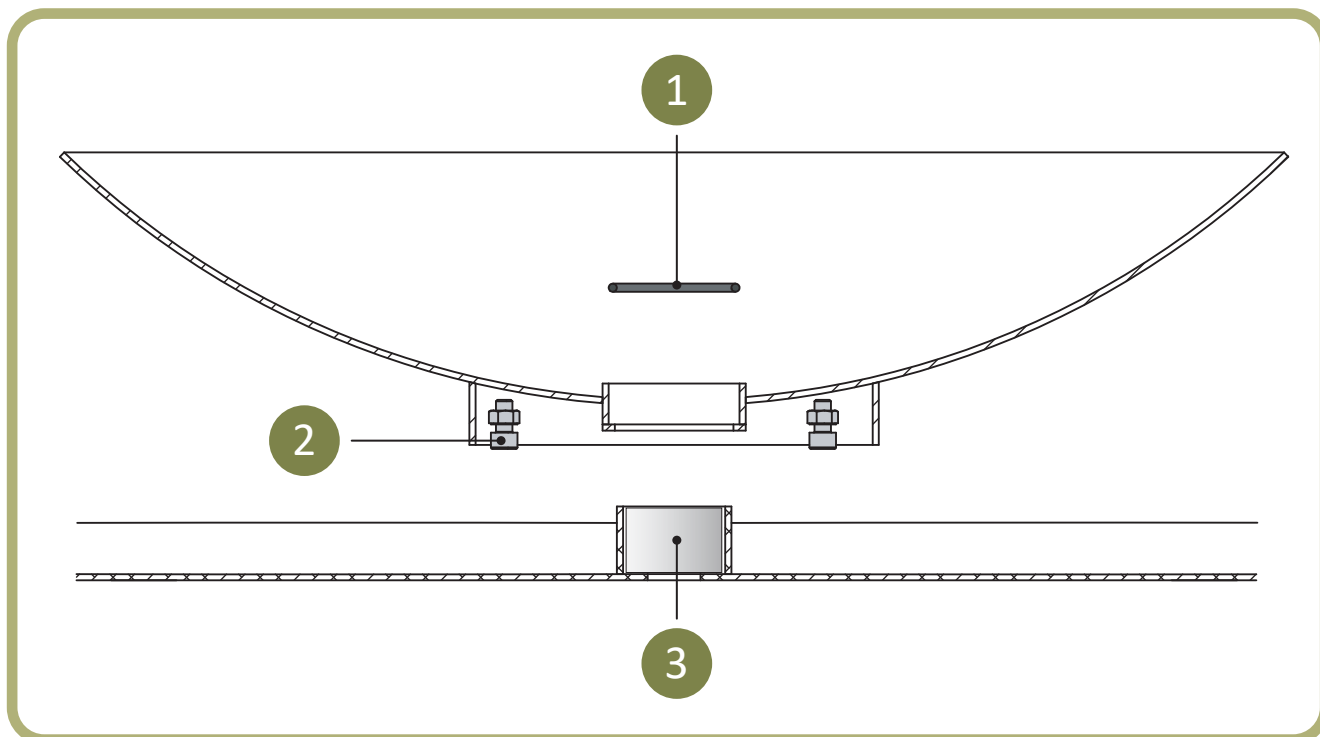


## Watertafel met schalen



1

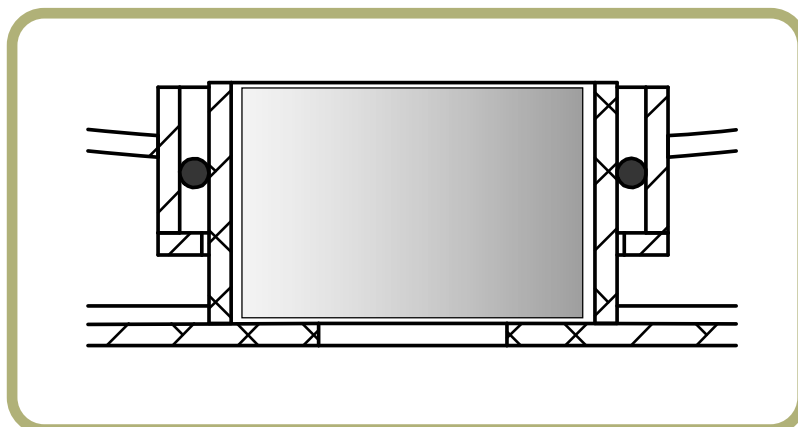
Rubber O-ring

2

RVS Stelschroef

3

Fontijn met LED verlichting



### Rubber O-ring

O-ring aanbrengen op getoonde positie.

### RVS Stelschroef

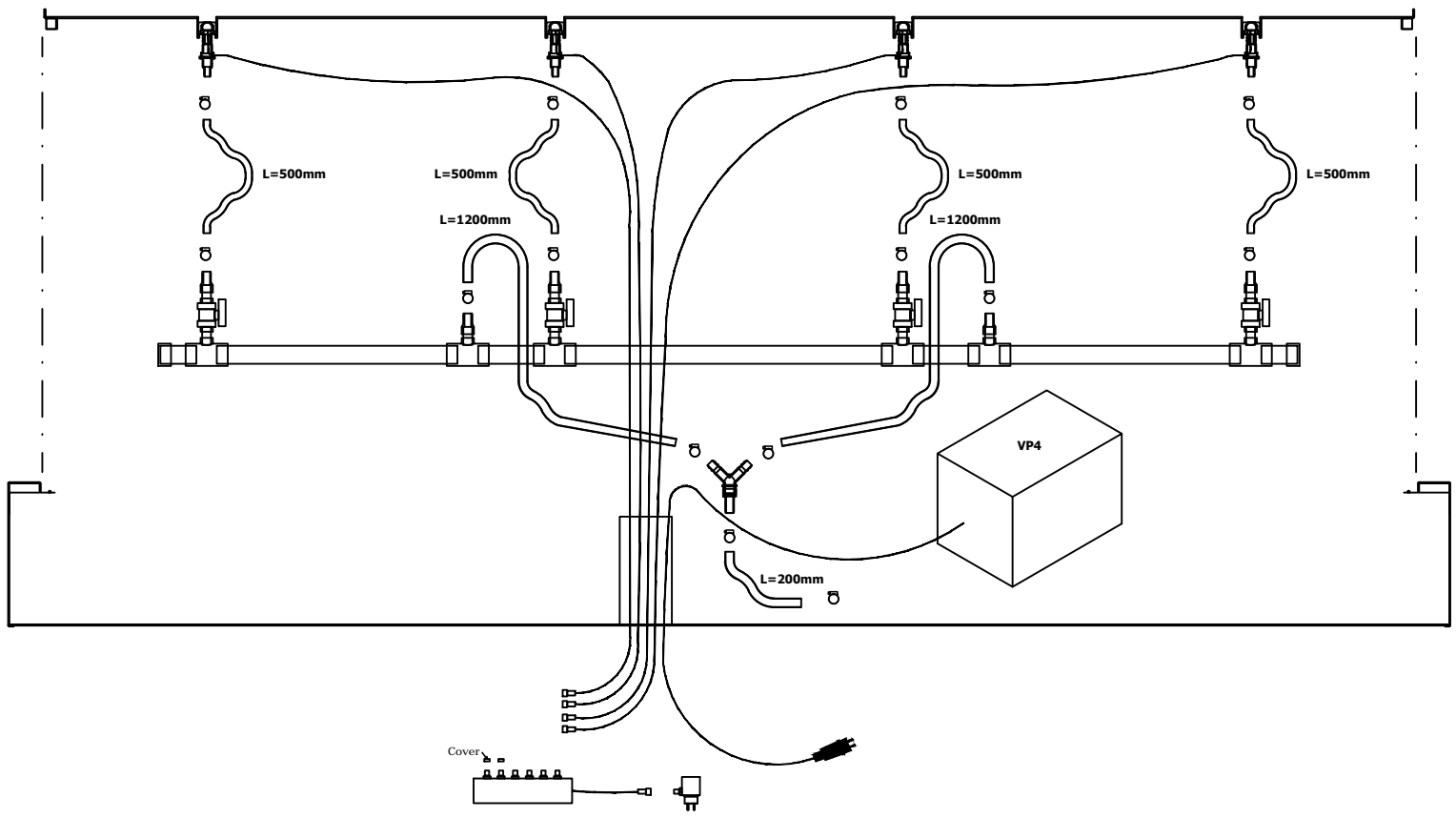
Door middel van 3 RVS stelschroeven kan iedere schaal waterpas gezet worden.

### Fontijn met LED verlichting

Geadviseerde fontijnhoogte is 3cm boven het wateroppervlak, instelbaar door middel van kogelkraan.

### Belangrijk!

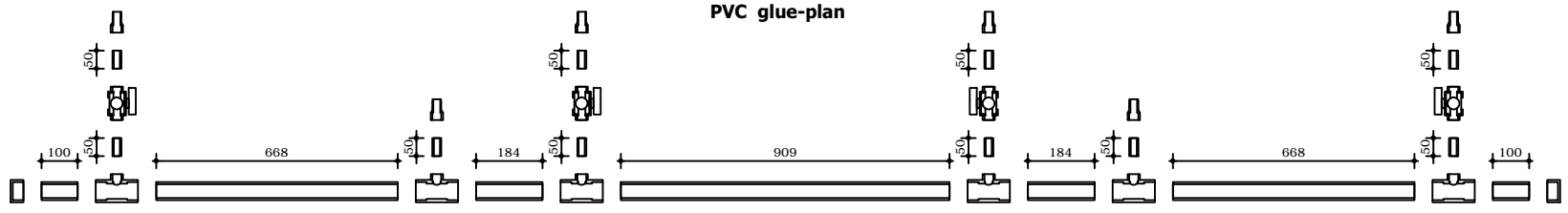
Bij het openen van de watertafel, eerst de waterschalen verwijderen.

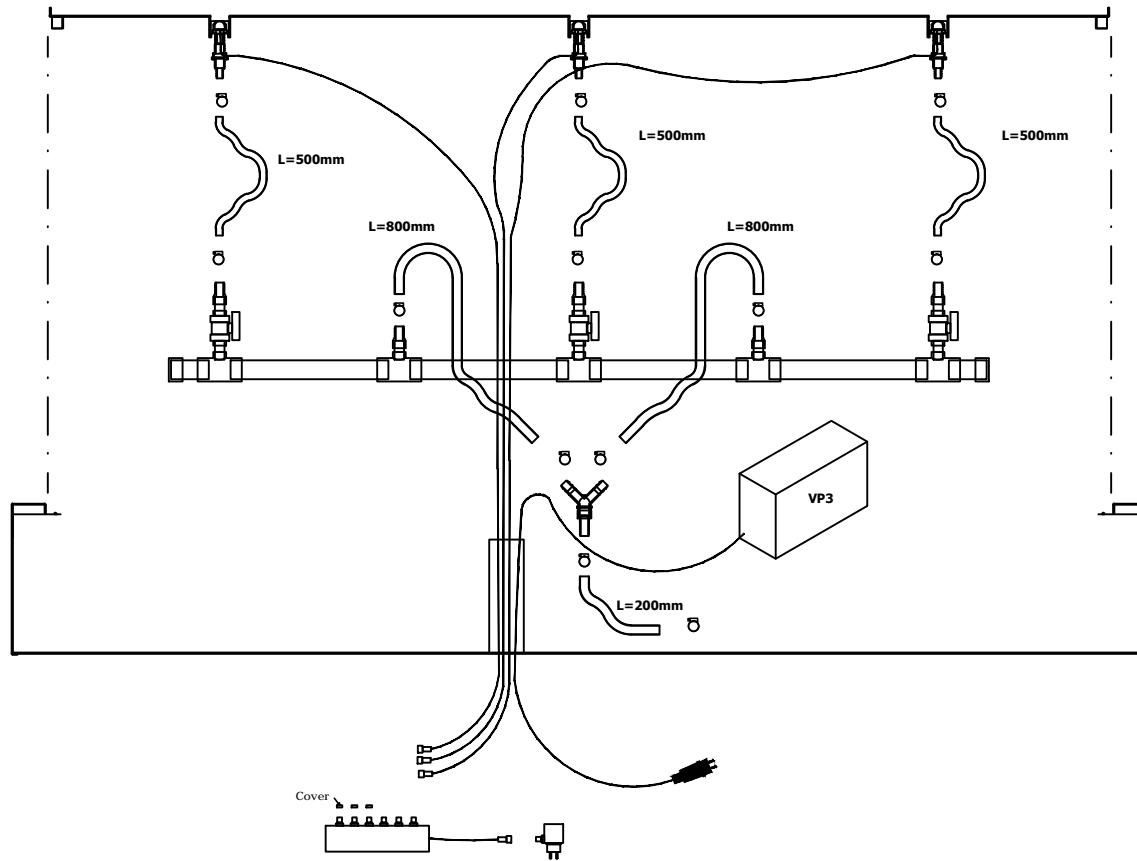


| Number | Description                 | Code    |
|--------|-----------------------------|---------|
| 1      | Water table 4000x1000x400   | CB5/AB5 |
| 4      | Spout with cable            | Q1      |
| 4      | Led lamp                    | Q1      |
| 1      | Plug                        | Q1      |
| 1      | 6-way distributor           | -       |
| 1      | Pump 5000                   | VP3     |
| 14     | Hose clamps                 | -       |
| 1      | Y-pieces                    | -       |
| 4      | Hose l=0,5m                 | -       |
| 2      | Hose l= 1,2m                | -       |
| 1      | Hose l= 0,2m                | -       |
| 2      | PVC pipe 50, l= 100mm       | -       |
| 2      | PVC pipe 50, l= 668mm       | -       |
| 2      | PVC pipe 50, l= 184mm       | -       |
| 1      | PVC pipe 50, l= 909mm       | -       |
| 10     | PVC pipe 25, l= 50mm        | -       |
| 6      | PVC T-Piece 50x25x50        | -       |
| 4      | PVC Ball valve 25           | -       |
| 6      | PVC Hose connector 25x28x25 | -       |
| 2      | PVC End pipe 50             | -       |

} = 1 item

PVC glue-plan





| Number | Description                 | Code    |
|--------|-----------------------------|---------|
| 1      | Water table 3000x1000x400   | CB4/AB4 |
| 3      | Spout with cable            | Q1      |
| 3      | Led lamp                    | Q1      |
| 1      | Plug                        | Q1      |
| 1      | 6-way distributor           | -       |
| 1      | Pump 5000                   | VP3     |
| 12     | Hose clamps                 | -       |
| 1      | Y-pieces                    | -       |
| 3      | Hose l=0,5m                 | -       |
| 2      | Hose l=0,8m                 | -       |
| 1      | Hose l=0,2m                 | -       |
| 2      | PVC pipe 50, l=100mm        | -       |
| 4      | PVC pipe 50, l=418mm        | -       |
| 8      | PVC pipe 25, l=50mm         | -       |
| 5      | PVC T-Piece 50x25x50        | -       |
| 3      | PVC Ball valve 25           | -       |
| 5      | PVC Hose connector 25x28x25 | -       |
| 2      | PVC End pipe 50             | -       |

} = 1 item

PVC glue-plan

